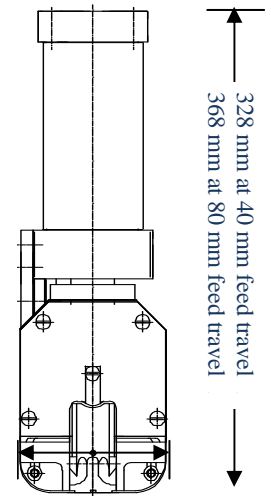


Blind Stapling Head E 22, E 24, E 26 For Coiled Staples

These MEZGER Blind Stapling Heads E 22, E 24, E 26 for coiled staples combine the advantages of the successful MEZGER stapling heads for coiled staples with the Blind Staplers TOP. For the first time it is now possible to make staples clinch without anvil grooves or clinching anvils which might damage the carton and its content. The stapling head is especially suited for the half and fully automatic closure of filled boxes for top and bottom stapling.

Models:	E 22 - 60 E 24 – 60 (Standard) E 26 - 60
Versions:	left and right, according to direction of staple magazine
Power source:	pneumatic, 4-6 bars
Feed travel:	40 mm standard; (optionally 80 mm)
Type of staples:	TOP E 60
Staple magazine:	4000 pcs./coil
Crown size:	22, 24 or 26 mm
Leg length:	19, 18 or 17 mm
Staple width:	2 mm
Staple thickness:	1 mm
Staple control:	optionally
Reloading per coil:	less than 1 minute

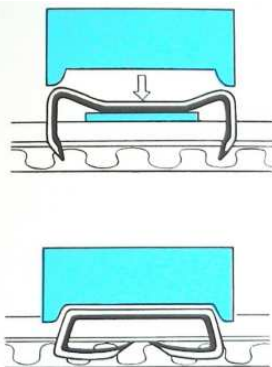


width appr. 108 mm

Advantages

- Complete stapling unit, excellently suited for being mounted in special-purpose machines.
- Staples in any position as it may be fixed in any position
- The staple is automatically clinched without the customary clinching anvils.
- No additional stitching holes next to the staple which would destroy the cardboard partially and unnecessarily diminish the rigidity of the box
- A box closed with TOP E 60 blind stitch makes a better optical impression.
- No damage to the contents as the staple is clinched within the under board without penetrating completely through.
- No clinching anvils which are mainly subject to wear and tear, thus higher availability and less susceptibility to repair.
- High loading capacity with 4000 coiled staples. This means 40 times less reloading actions compared with common systems and thus a considerable advantage of time as well as cost reduction.

Blind stitch – the staple is automatically clinched within the corrugated section of the under board without penetrating completely through.



www.mezger.eu > Pos 5 > E 24 mit Video

For closing filled folding boxes there is no possibility to clinch the staple on a customary counter-pressure. There are two different systems to effect the staple clinch from outside:

1. Common system by means of clinching anvils: A staple with straight legs is being bent by clinching anvils inserted from outside - see Anvil System. MEROLOCK 3, MEPA, MEPA P and JUMBO, Stapling heads LRS + LRW for coiled staples.

2. **MG® Blind Stapling System:** A specially preformed TOP staple is being automatically clinched - see models Blind Staplers TOP, TOP EH and TOP P as well as Stapling Heads E 24-60 for coiled staples.

- The specially shaped staple is automatically clinched within the corrugated section of the under board without piercing through the cardboard.

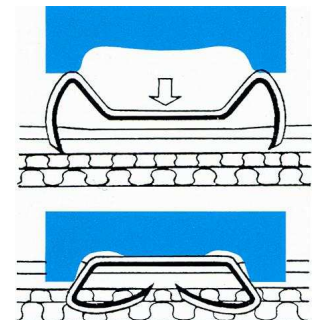

- This enables perfect blind stapling without customary clinching anvils.

- There are no additional stitching holes next to the staple as known with the anvil system.

- This prevents damage by the anvils as they inevitably destroy the cardboard partially and weaken the stability of the stapled box.

- Empty folding boxes can also be bottom-stapled. Staple from inside to outside TOP EH and TOP P or the folding box is being put over a wooden horse and stapled from outside.

- No clinching anvils means less parts subject to wear and tear hence higher availability of the stapler.



Pos 2 >



Pos Aut 1 + 2:
Automatic Stapling Machine E 24-60 /4 for bottom and top stapling of filled boxes.

Pos 5 >

